





# It's Sew Fine Sewing Seminar

September 4<sup>th</sup> and 5<sup>th</sup> 2025

**Join us for classes on:**



- Garment Construction
- Quilting
- Bags
- Home decor
- Accessories



**Held at Boyle County Extension Office  
99 Corporate Drive, Danville, KY**

 **Cooperative  
Extension Service**

Agriculture and Natural Resources  
Family and Consumer Sciences  
4-H Youth Development

**MARTIN-GATTON COLLEGE OF AGRICULTURE, FOOD AND ENVIRONMENT**

Educational programs of Kentucky Cooperative Extension serve all people regardless of economic or social status and will not discriminate on the basis of race, color, ethnic origin, national origin, creed, religion, political belief, sex, sexual orientation, gender identity, gender expression, pregnancy, marital status, genetic information, age, veteran status, physical or mental disability or reprisal or retaliation for prior civil rights activity. Reasonable accommodation of disability may be available with prior notice. Program information may be made available in languages other than English. University of Kentucky, Kentucky State University, U.S. Department of Agriculture, and Kentucky Counties, Cooperating.



Disabilities  
accommodated  
with prior notification.

**For Questions, Contact :**

**Mercer County Extension Office  
859-734-4378 or [tara.duty@uky.edu](mailto:tara.duty@uky.edu)**

# It's Sew Fine Sewing Seminar Information

Thank you for your interest in the seminar!

We are offering classes on garment construction, clothing accessories, quilting, and home decoration. Please be sure to look at ALL of the class selections and details before making your selection. All of the below details will be e-mailed to you after you register.

## Schedule: September 4th and 5th, 2025

\*All Times are Eastern Time Zone\*

### **Thursday, September 4th**

8 a.m. - 9 a.m. - Registration, Set-up

9 a.m. - 12 p.m. - Classes

12 p.m. - 1 p.m. - Lunch **ON YOUR OWN**

1 p.m. - 5 p.m. - Classes

### **Friday, September 5th**

8 a.m. - 9 a.m. - Registration, Set-up

9 a.m. - 12 p.m. - Classes

12 p.m. - 1 p.m. - Lunch **ON YOUR OWN**

1 p.m. - 5 p.m. - Classes

## Location of Seminar

Boyle County Extension Office

99 Corporate Drive

Danville, KY 40422

## Questions?

Contact the Mercer County Extension Office

859-734-4378

tara.duty@uky.edu

## Lodging

Listed below is one of the available hotels if you desire overnight accommodations. This hotel is 4 miles from the office.

Hampton Inn

100 Montgomery Way

Danville, KY 40422

(859) 236-6200

## Registration

\$25.00 registration fee, plus individual class fees. No reduced rate if attending only one day. This includes light refreshments and a tote bag full of fun sewing notions.

### **Registration deadline is August 15th, 2025**

No on-site registration. After the deadline, no refunds will be made, no registration can be changed, and no late registrations will be accepted.

## Lunch

Lunch will **not** be provided. You will be responsible for packing your own lunch or leaving to go eat **lunch on your own**. Lots of restaurants are within a 2 mile drive from the office.

## **Class Skill Levels**

**Beginner:** *Must be able to thread sewing machine and wind bobbin(s). Must have knowledge of sewing terms, be able to read a pattern, and be capable of performing basic machine techniques.*

**Intermediate:** *Must have good command of sewing skills, knowledge and operation of sewing machine or serger and sewing techniques and be able to read and follow pattern instructions without assistance.*

**Advanced:** *Must be proficient at most sewing techniques in the subject area, including knowledge of your machine and using many sewing machine features.*

## **Basic Machine Sewing Supply List**

*Individual class supply lists will be separate.*

- ◆ Sewing machine in good working order, with manual, power cord and foot pedal)
- ◆ Serger, if applicable to your class, with manual, power cord, and foot pedal
- ◆ Extra machine needles in different sizes, bobbins, extra bulb, and required machine feet
- ◆ Extension cord and/or power strip
- ◆ Rotary mat, rotary cutter, extra blades, and ruler(s) if applicable to your class
- ◆ Fabric shears, paper scissors, thread clippers, seam ripper, and other sewing notions as needed
- ◆ Straight pins and pin cushion
- ◆ Pencils and fabric markers for dark and light fabric
- ◆ Thread
- ◆ Paper and pen for taking notes
- ◆ Baggies for keeping track of project pieces
- ◆ Irons and ironing boards will be provided on-site



## Thursday, September 4th (9 a.m. - 5 p.m.) - Friday, September 5th (9 a.m. - 5p.m.)

### *Two Day Classes*

#### **Maple Leaf Flurries Quilt** *Intermediate Skill Level*

Are you intimidated by foundation paper piecing? Maple Leaf Flurries is a beginner pattern from Judy Niemeyer at Quiltworx. This simple pattern makes a 42" x 42" wall-hanging from just three colors of fabric. All foundation papers and comprehensive directions with a color layout are included in the class. Extra foundation papers are available if a larger quilt is desired. No previous paper piecing experience is necessary, but helpful. Participants will learn to cut out foundation papers and templates. Participants will use templates to cut out fabrics and learn how to organize fabrics for easier sewing.

Participants will learn to sew on foundation papers and how to correctly trim and add each subsequent piece of fabric. Participants should be able to complete 8 units or more. In class instruction will be given on joining the units and completing the quilt top. This information is also included in the written directions.

**Supplies to Bring:** Basic sewing supplies and sewing machine Travel iron and mat Rotary cutter and mat 6" x 24" ruler Open toe and quarter inch foot for your sewing machine 12" Add-a Quarter ruler Fabric Glue pen (like Fons and Porter or Sewline) Clear water-soluble glue stick Paper Scissors 3 zip and lock type gallon size bags Sewing thread to match fabric Light box (optional) Fabric (at least 42" wide) to make whole quilt 1½ yards light for background (white, beige or light-colored fabric) 1 yard medium 1 yard dark 3 yards for backing, binding and border (This can be the same fabric as the medium or the dark. So then 4 yards of fabric is needed of that fabric if you chose that option.)

**Instructor:** Mary Averbeck

**Class Fee:** \$53

#### **Constructing a Tiered Skirt** *Intermediate Skill Level*

Whether it's boho chic, casual or dressed up, the tiered skirt has been around for a long time and continues to be a popular style of clothing that can be easily created to fit individual sizes and shapes. Techniques in this class will include using a ruffler foot, inserting elastic, and seaming with a serger (sergers will be available for use). Portion will determine billowy-ness effect or how much 'swing' in your skirt!

**Supplies to Bring:** Bring sewing machine with foot control and instruction booklet; serger if possible; basic sewing supplies to include tape measure, marking pen, fabric shears and other sewing supplies. This skirt will be constructed in layers. The skirt may be all one color or mixed colors. there will be 3 tiers plus an elastic casing. Bring sewing thread that coordinates; neutral serger threads; 1 yard of 1 inch wide elastic; For 45 inch wide fabric in one color: Small-medium 3 yards; large- xlarge 4 yards For multi color layers: 1st & 2nd layers; Smallmedium 1 1/3 yard each; Large- Xlarge 1 1/2 yard each 3rd layer; Smallmedium 1 1/2 yard; Large-Xlarge 1 3/4 yard 4th layer; Small-medium 1 3/4 yard; Large-Xlarge 2 yards If wanting to make your skirt longer than 34 inches add 1/2 yard to each amount. Fabrics should be soft cotton, challis, silk-like fabrics, or blends. Fabric should be pre-washed before class.

**Instructor:** Mary Hixson

**Class Fee:** \$10

## Thursday, September 4th (9 a.m. - 5 p.m.)

### *Full-day Classes*

#### **Let's Create an Umbrella** *Intermediate Skill Levels*

Together we will make an umbrella out of cotton fabric! Fabric will be waterproofed so your umbrella is usable.

**Supplies to Bring:** Basic sewing supply kit (see list on page 3), all other materials will be provided. Fabric kit included and cut out. No fabric will be the same.

**Instructor:** Michelle Padgett

**Class Fee:** \$80



## **X's and O's Quilt Top** *Beginner Skill Levels*

Students will complete a Quilt Top.

**Supplies to Bring:** Basic Machine Supply List (see page 3) Instructor will supply quilt top kits.

**Instructor:** Nancy Lindsay

**Class Fee:** \$40



## **Thursday, September 4th (9AM-12PM)**

*Half-day Classes*

## **Sew Demented Organizer** *Intermediate Skill Levels*

We will make the Sew Together Organizer by Sew Demented. This fourcompartment organizer is great for traveling with sewing and quilting supplies, toiletries, pencil cases, etc. This is four-hour class. Purchase of pattern included with the class fee.

**Supplies to Bring:** • Exterior fabric: 1 fat quarter (18" x 22") • Lining Fabric: 1/2 yard x WOF • Pocket Lining: 1/3 yard x WOF • Binding fabric: 1 fat quarter (18" x 22") Project preparation that must be complete prior to the class (i.e cut fabric):: 1. FROM EXTERIOR FABRIC: Add any embellishment to exterior before trimming to size • Cut exterior - 13½" x 9¾" Tip: for directional fabric, cut 2 panels 7" x 9¾" and seam along the 9¾" edge. • Cut 2 side panels using pattern piece, make sure you cut it on the fold! 2. FROM LINING FABRIC: • Cut B1, B2, B3, and B4 - 8¾" x 9¾" (four pieces) • Cut 2 side panels using pattern piece, make sure you cut it on the fold! 3. FROM POCKET LINING FABRIC: • Cut 6 rectangles 4" x 9¾" 4. FROM BINDING FABRIC: • Cut 2 strips 2¼" x 15" – for side bindings • Cut 2 strips 2¼" x 20" – for exterior zipper binding • Cut 2 strips 1¾" x 6" – for zipper tabs

**Instructor:** Debi Newman and Carla Carter

**Class Fee:** \$25



## **Gadgets, Gizmos, and Widgets** *Beginner Skill Levels*

Make the essentials to take to your quilts classes and retreats. You will make Bobbins Holder Scissor Protector Magnetic Pin Cushion Chain Piecing Cutter Zippered bag

**Supplies to Bring:** Basic Machine Supplies List (see page 3)

**Instructor:** Pat Arnott

**Class Fee:** \$25



## **Crumb Quilt Block** *All Skill Levels*

Learn how to make a 10 x 10 inch "crumb" quilt block using scrap pieces of fabric. No pattern or plan ahead necessary to do this free flow, no stress, way of quilting. Utilize all those leftover "scraps" from other projects, rather than throwing them away.

**Supplies to Bring:** Supply list: 10 or 12-inch square quilting ruler, (some will be available for you to use.) Bring basic sewing notions, thread and bobbins, rotary cutter (a few will be available for use), extra machine needles. Sewing machine that you know how to operate. Irons will be available for use, if you have a small iron you wish to bring and setup next to your machine, feel free to.

**Instructor:** Cynara Perez-Switzer

**Class Fee:** \$5



## **Thursday Afternoon Classes (1PM -5PM)**

*Half Day Classes*


### **Hemingway Pouch** *Beginner Skill Levels*

Create the Quilted Hemingway Pouch in an afternoon. The way this bag comes together quickly will have you ready to make one for everyone you know. Instructor will provide all supplies for project. Pattern included in class fee.

**Supplies to Bring:** Basic Machine Supplies. See pg 3.

**Instructor:** Tara Duty

**Class Fee:** \$20



### **Funky Ficklesticks Jewelry** *All Skill Levels*

In this class we will sew a little and use your imagination to create fun and funky jewelry. You will be sewing 1 inch strips and turning to make small tubes. We will insert wire and shape with needle nose pliers to form our designs and shapes into your funky ficklesticks art form. Some hand sewing required.

**Supplies to Bring:** Basic Machine Supplies listed on pg 3. Hand sewing needles, wire cutters, needle nose pliers, tube turner (3/8th inch/smallest one)

**Instructor:** Anne Hilliard

**Class Fee:** \$15



## **Friday, September 5th, (9 am - 5pm)**

*All Day Classes*

### **Amazing Quilt** *All Skill Levels*

Make this Amazing Quilt. It is easier than it looks. Impress all your quilting friends.

**Supplies to Bring:** Basic Machine Supplies, see pg 3.

**Instructor:** Pat Arnott

**Class Fee:** \$40



## **Friday, September 5th, (9 am - 12pm)**

*Half Day Classes*

### **Quilted Hot Pad** *Beginner Skill Levels*

Participants will learn how to quilt as you go and put binding on the hot pad.

**Supplies to Bring:** Basic Machine supplies, see pg 3. A small iron would be handy, if you have one.

**Instructor:** Nancy Lindsay

**Class Fee:** \$20



### **Flying Geese Tote Bag** *Beginner Skill Levels*

Participants will make a large tote bag from giant flying geese. This tote is made with cotton canvas.

**Supplies to Bring:** Basic Machine supplies, see pg 3. Kits will be provided with class fee.

**Instructor:** Tara Duty

**Class Fee:** \$20



## **Friday, September 5th, (12pm - 5pm)**

*Half Day Classes*


### **Table Runner** *Beginner Skill Levels*

Participants will make a pieced table runner. Fabric kits supplied by instructor.

**Supplies to Bring:** Basic Machine supplies, see pg 3. A small iron would be handy, if you have one.

**Instructor:** Nancy Lindsay

**Class Fee:** \$15



### **Easy Does It Zippered Bag** *Beginner Skill Levels*

Participants will make a pieced table runner. Fabric kits supplied by instructor.

**Supplies to Bring:** Basic Machine supplies, see pg 3.

**Instructor:** Tara Duty

**Class Fee:** \$15





## It's Sew Fine Registration

Complete registration form and submit to Mercer County Extension Service at 1007 Lexington Road, Harrodsburg KY, 40330. Please make checks payable to Mercer County Extension Service with "Its Sew Fine" in the memo. If mailing, registration and payment must be received by August 15th.

First Name

Last Name

Your Address (Street, City, Zip Code)

Your Email Address

Your Phone Number

✓	CLASS	PRICE
✓	REGISTRATION FEE	25.00
	MAPLE LEAF FLURRIES QUILT	55.00
	CONSTRUCTING A TIERED SKIRT	10.00
	LETS CREATE AN UMBRELLA	80.00
	X'S AND O'S QUILT TOP	40.00
	SEW DEMENTED ORGANIZER	25.00
	GADGETS, GIZMOS, AND WIDGETS	25.00
	CRUMB QUILT BLOCK	5.00
	HEMINGWAY POUCH	20.00
	FUNKY FICKLESTICKS JEWELRY	15.00
	AMAZING QUILT	40.00
	QUILTED HOT PAD	20.00
	FLYING GEESE TOTE BAG	20.00
	TABLE RUNNER	15.00
	EASY DOES IT ZIPPERED BAG	15.00

TOTAL

